





COMPETITIVE COMPARISON PLUG-IN DIGITAL-SET TIME DELAY RELAYS



Feature	Macromatic TD-8 Series 	SSAC TDM, TDI, TDB, TDS, TDR & TDMB Series 	Diversified TBC, TBB, TBD, TBE, TBF, TBG & TBL Series 	Infitec B Series 
Time Delay Programming	One 10 Position DIP Switch (Two for dual time functions-see below **) Add numbers for total time delay	One 10 Position DIP Switch (Two for dual time functions-see below **) Add numbers for total time delay	One 10 Position DIP Switch (Two for dual time functions-see below **) Add numbers for total time delay	One 10 Position DIP Switch (One also for dual time functions-5 for ON & 5 for OFF) Add numbers for total time delay
Single Function Versions Available	On Delay Off Delay Interval On * Single Shot * Watchdog * Flasher (OFF 1st) Flasher (ON 1st) Repeat Cycle (OFF 1st) ** Repeat Cycle (ON 1st) ** Delayed Interval Triggered On Delay * On Delay/Off Delay ** Triggered Delayed Interval *** * 5-6 Trigger Control Switch ** Dual time functions	On Delay (TDM) Interval (TDI) Off Delay (TDB) Single Shot (TDS) Repeat Cycle-ON 1st & OFF 1st (TDR) ** Triggered On Delay/Off Delay (TDMB) **	On Delay (TBC) Interval On (TBB) Off Delay (TBD) Single Shot (TBE) Flasher-OFF 1st (TBL) Repeat Cycle-OFF 1st (TBF) ** Repeat Cycle-ON 1st (TBG) **	On Delay (BMR) Interval ON (BIR) Off Delay (BBR) Single Shot (BSR) Watchdog (BOR) Trailing Edge Triggered (BTR) Toggle/Single Shot (BFR) Flasher-ON 1st & OFF 1st (BRSR) Repeat Cycle-OFF 1st (BRR) * Repeat Cycle-ON 1st (BRR) * *Five DIP switches for ON time & five DIP switches for OFF time (independent)
Time Range	0.1 – 102.3 seconds 1 – 1,023 seconds 10 – 10,230 seconds 1 – 1,023 minutes 10 – 10,230 minutes 1 – 1,023 hour	0.1 – 102.3 seconds 1 – 1,023 seconds 10 – 10,230 seconds	0.1 – 102.3 seconds 1 – 1,023 seconds 10 – 10,230 seconds 0.1 – 102.3 minutes 1 – 1,023 minutes	0.1 – 102.3 seconds 1 – 1,023 seconds 10 – 10,230 seconds BRR only 0.2 – 6.2 seconds 1 – 31 seconds 2 – 62 seconds 0.2 – 6.2 minutes 1 – 31 minutes 2 – 62 minutes
Input Voltages	12V DC, 24V AC/DC, 120V AC/DC, 240V AC +10/-15% of nominal at 50/60 Hz (AC & DC)	12V DC, 24V AC, 24VDC, 110VDC, 120V AC & 230V AC, -15%/+20% (12 & 24V) -20%/+10% (120 & 240V) 50-60hz	12V DC, 24V AC/DC, 48V AC/DC, 120V AC/DC & 230V AC, +10%, 50-60hz	12V DC, 24V AC, 24/28VDC, 110V DC, 120V AC & 230V AC, +20%, 50-60hz
Relay Output	SPDT or DPDT 10A @ 240VAC/30VDC 1/2HP @ 120/240V AC 1/3HP @ 120V AC B300 & R300; AC15 & DC13	DPDT 10A 240V AC/28V DC 1/3hp @ 120/240V AC	DPDT 10A @ 250V AC/24V DC	SPDT & DPDT 10A @ 240V AC/30V DC
Mounting	8 & 11 Pin Octal Plug-in	8 & 11 Pin Octal Plug-in	8 & 11 Pin Octal Plug-in	8 & 11 Pin Octal Plug-in 11 Pin Blade Plug-in
LED	One (1): Relay Status	One (1): On during timing; relay OFF	One (1): Energized relay	One (1): Timing indication
Reset Time	All Functions Triggered by Control Switch: 0.04 Seconds All Other Functions: 0.1 Seconds	<50ms	Before time out: 100ms After time out: 50ms	50ms
Dimensions	1.8" w x 2.4" d x 3.0" h	1.8" w x 2.4" d x 3.2" h	1.75" w x 2.38" d x 3.3" h	1.75" w x 2.375" d x 3.125" h
Agency Approvals	